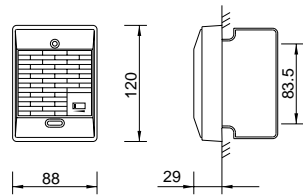


# Accessories

## Call extension



IER-2




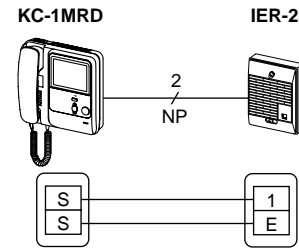
### USED FOR

IE series  
MK-1MD/A  
MY-1CD, MY-2CD  
KC-1MRD  
KC-1GRD  
KB-3MRD  
NEM-n, NEM-nA  
TC-M

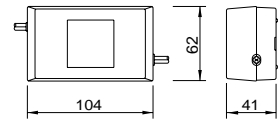
### FEATURES

- Announces (chime) call tone only, adjustable
- Indoor mounting

### WIRING



RY-AC/A



### USED FOR

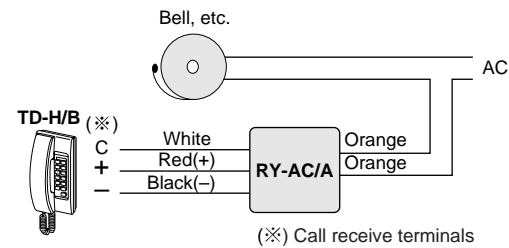
TD-H/B  
TD-Z/A  
IE-8MD  
LEF

### FEATURES


Intercom station can be signalled by external device via RY-AC/A relay. External device will be activated, maintained until the station is picked up or established the channel.

### SPECIFICATIONS

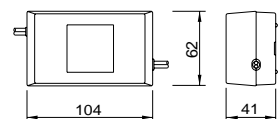
Power source: 12V DC, supplied by power supply of system or trunk line.  
Contact rating: 0.3A, 240V AC.  
1.0A, 24V DC.  
Bell, buzzer, etc. must be AC operated or DC mechanical type only.



RY-AC/A	TD-H/B TD-Z/A	IE-8MD IE-8HD	LEF
White	C	B+	no.
Red (+)	+	+	+
Black (-)	-	-	-



TAR-3



### USED FOR

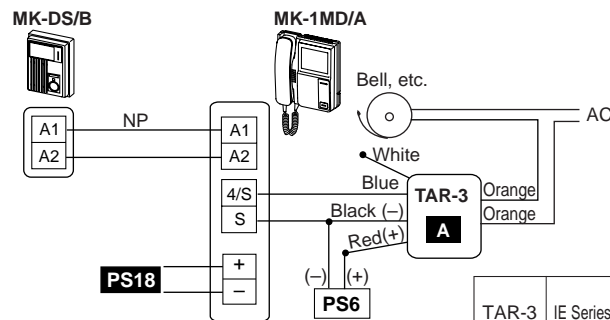
IE chime tone  
IE-8MD  
MY-1CD, MY-2CD  
AT-406  
TB-SE (TC-M)

### FEATURES

Allows integration of a doorbell, etc. to intercom. The device will be activated as long as handset is ringing. When the intercom is picked up, the device will no longer be activated.

### SPECIFICATIONS

Power source: 6V DC, supplied by PS-6D  
Contact rating: 0.3A, 240V AC.  
1.0A, 24V DC.  
Doorbell or buzzer must be AC operated or DC mechanical type only.



PS6: PS-6D (for TAR-3)

TAR-3	IE Series	IE-8MD IE-8HD	AT-406	TB-SE	MY-1CD	MK-1MD/A	KC-1MRD KC-1GRD KB-3MRD
White to		B+	1	3			
Blue to	C	B-	2	(*) 4	S	4/S	S
Red (+) to	PS(+)	PS(+)	PS(+)	PS(+)	PS(+)	PS(+)	PS(+)
Black (-) to	PS(-)	PS(-)	PS(-)	SG, PS(-)	S, PS(-)	S, PS(-)	S, PS(-)

(\*) TB-SE: Remove a 3-to-4 jumper.

## Door release EL-9S



EL-9S

### USED FOR

**Single-family unit**  
DA-1MD (w/DA-10S/G)  
C-123L/A  
IE chime tone  
IE-2A2D(U) (2)  
IE-8MD (2)  
TD-H/B (via DE-UR)  
LEM-1DL  
LEF, LEF-C (via RY-PA)  
MYW-P3CB (3)  
MYW-P3L (3) (via RY-PA)  
MK series  
MY series  
KC-1MRD  
KC-1GRD  
KB-3MRD

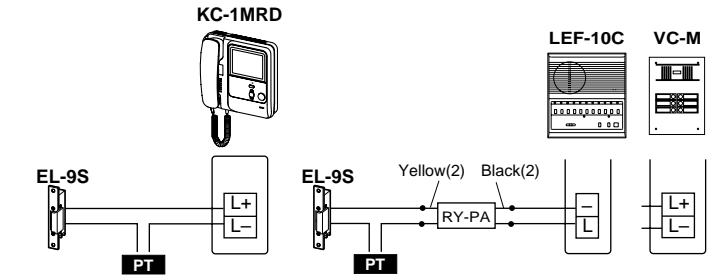
### FEATURES

- Door release activation, momentary or channel-controlled

### SPECIFICATIONS

Power source: 12V AC, 0.35A, powered by AC trans.  
**RY-PA**  
Power source: 12V DC.  
Relay contact rating: 110V AC, 1A.  
24V DC, 1A.

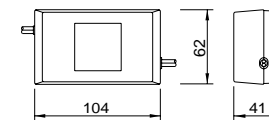
**Multi-family unit**  
DA-1MD (w/DA-2DS/G,  
DA-4DS/G)  
VC-M (via RY-PA)



## Auxiliary light control MAW-B



MAW-B



### USED FOR

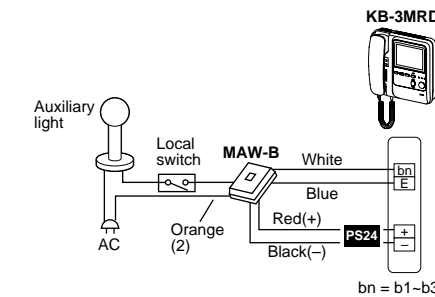
**Single-family unit**  
KB-3MRD  
**Multi-family unit**  
GF

### FEATURES

MAW-B relay is used for turning on auxiliary light to spotlight a caller at the entrance. The light is illuminated when residential call button is pressed, and during visual monitoring mode.

### SPECIFICATIONS

Power source: 24V DC  
Power supply: PS-2420S of system.  
Power consumption: 2.5W max. 0.5W standby.  
Relay contact rating: Dry closure contact for incandescent light of general lighting of less than 100W.



bn = b1-b3